

PANDUAN PENGISIAN KRS MAHASISWA BARU STBA-PIA 2017-2018

16 AGUSTUS 2017



PANDUAN PENGISIAN KRS

- Selesaikan pembayaran uang kuliah minimal **cicilan pertama** di ruang Kasir (R.108).
- Selesaikan pembayaran uang buku/diktat di ruang Kasir (R.108). *
- Tunjukkan bukti pembayaran uang buku/diktat di ruang Koperasi untuk mendapatkan buku/diktat. *
- Tunjukkan bukti pembayaran ke kantor Rekrutmen (R.107) untuk mendapatkan Kartu Tanda Mahasiswa (KTM) sementara.

* Khusus mahasiswa S.Mandarin

PANDUAN PENGISIAN KRS

- Tampilan Kartu Tanda Mahasiswa (KTM) Sementara.



Sekolah Tinggi Bahasa Asing Persahabatan Internasional Asia

KARTU MAHASISWA SEMENTARA

	Nama	: Valencia Oscar / 谢丽玫	
	NIM	: 152211111001	
	Prog. Studi	: S1 Sastra China	
	No. Rekening	: 9880016615111001	
	Alamat	: <table border="1"><tr><td>NIM</td><td>: 152211111001</td></tr></table>	NIM
NIM	: 152211111001		


Kartu ini wajib dibawa selama kehadirannya di STBA-PIA
Kartu ini berlaku sampai dengan diterbitkannya kartu baru dan wajib dikembalikan saat penukaran kartu baru

PANDUAN PENGISIAN KRS

- Pengisian KRS dilakukan di R.116.
- Gunakan salah satu komputer yang tersedia.
- Buka *browser* **Google Chrome** dan akses ke alamat: 10.0.0.10

PANDUAN PENGISIAN KRS

- Tampilan depan aplikasi web STBA-PIA.



PANDUAN PENGISIAN KRS



USER LOGIN

NIM

Password *

Log In

[Lost Password?](#) [Login Help](#)

- Masukkan NIM dan password.
- NIM dapat dilihat pada KTM sementara.
- Format *password* adalah:
pia_ddmmyy
 - dd : 2(dua) digit tanggal lahir
 - mm : 2 (dua) digit bulan lahir
 - yy : 2 (dua) digit **terakhir** tahun lahir
- Tekan tombol **Log In**.

PANDUAN PENGISIAN KRS

- Berikut tampilan setelah berhasil *login*. Pilih menu KRS untuk melanjutkan.



The screenshot displays the user interface of the AFC STBA-PIA system. At the top left is the logo for AFC STBA-PIA, featuring a globe and a book. Below the logo, the date "Saturday, 15 August 2015" is shown, followed by a welcome message "Welcome, Harly" and user details: "NIM : 152211111001", "Semester : 1", and "Status : Active". A "Log Out" button is also present. A navigation menu on the left side includes "Home", "My Profile", "KRS", and "KHS", with "KRS" highlighted by a blue arrow. A secondary menu is open over the "KRS" option, listing "Home", "My Profile", "KRS" (circled in red), and "KHS". The main content area is titled "Dashboard" and features a blue header with the Chinese characters "國際友好學院". Below this, there is an "Announcement" section with the message "There is no announcements currently." and a list of expandable sections: "Academic Status", "Payment Status", and "Downloads". At the bottom of the page, a copyright notice reads "Copyright © 2013-2015 STBA-PIA All Rights Reserved".

PANDUAN PENGISIAN KRS

- Pilih angka 1 (satu) pada menu semester.

Saturday, 15 August 2015

Welcome,
Harly

NIM : 152211111001
Semester : 1
Status : Active

Log Out

Home
My Profile
KRS
KHS

Kartu Rencana Studi (KRS)

Semester
Semester
1

Semester
Semester
1

© 2013-2015 STBA-PIA All Rights Reserved

PANDUAN PENGISIAN KRS

- Tekan tautan **HERE** pada tulisan "Click **HERE** to add new KRS for semester 1".

AFC
STBA-PIA

亞洲國際友好學院

Saturday, 15 August 2015

Welcome,
Harly

NIM : 152211111001
Semester : 1
Status : Active

Log Out

Home
My Profile
KRS
KHS

Kartu Rencana Studi (KRS)

Please click **HERE** to add new KRS for semester 1

Please click **HERE** to add new KRS for semester 1

Copyright © 2013-2015 STBA-PIA All Rights Reserved

PANDUAN PENGISIAN KRS

- Centang **kotak** di samping kalimat "Yes, I have confirmed the information above is correct, kemudian tekan tombol **SUBMIT**.

New KRS - Semester 1

This is the summary of your KRS for this semester. Press submit button below to proceed.
Please be informed that you are only allowed to submit the KRS once.

Yes, I have confirmed the information above is correct

SUBMIT

1.			
2.			
3.	MDR421101	Basic Characters Writing	2
4.	MDR4212102	Basic Chinese Comprehensive Training	4
5.	MDR4213103	Basic Chinese Listening and Speaking	6

Total credits used for this semester: 20 SKS

Yes, I have confirmed the information above is correct

SUBMIT

PANDUAN PENGISIAN KRS

- *Popup* pesan berhasil akan muncul jika KRS telah diisi. Klik area di luar kotak *popup* untuk menutup *popup*.

The screenshot displays the STBA-PIA KRS submission interface. A blue header bar at the top contains the text "New KRS - Semester 1". Below this, a white message box states: "KRS has been successfully submitted. Please close this message and print the KRS." The main content area is titled "Kartu Rencana Studi (KRS)" and features a table of subjects. A smaller version of the "New KRS - Semester 1" header and message box is overlaid on the table. The left sidebar includes a navigation menu with options like Home, My Profile, KRS, and KHS, along with user information and a Log Out button. The footer contains the copyright notice: "Copyright © 2013-2015 STBA-PIA All Rights Reserved".

Saturday, 15 August 2015

Welcome,
Harly

NIM : 152211111001
Semester : 1
Status : Active

Log Out

Kartu Rencana Studi (KRS)

New KRS - Semester 1

KRS has been successfully submitted. Please close this message and print the KRS.

Semester : 1
Class : -

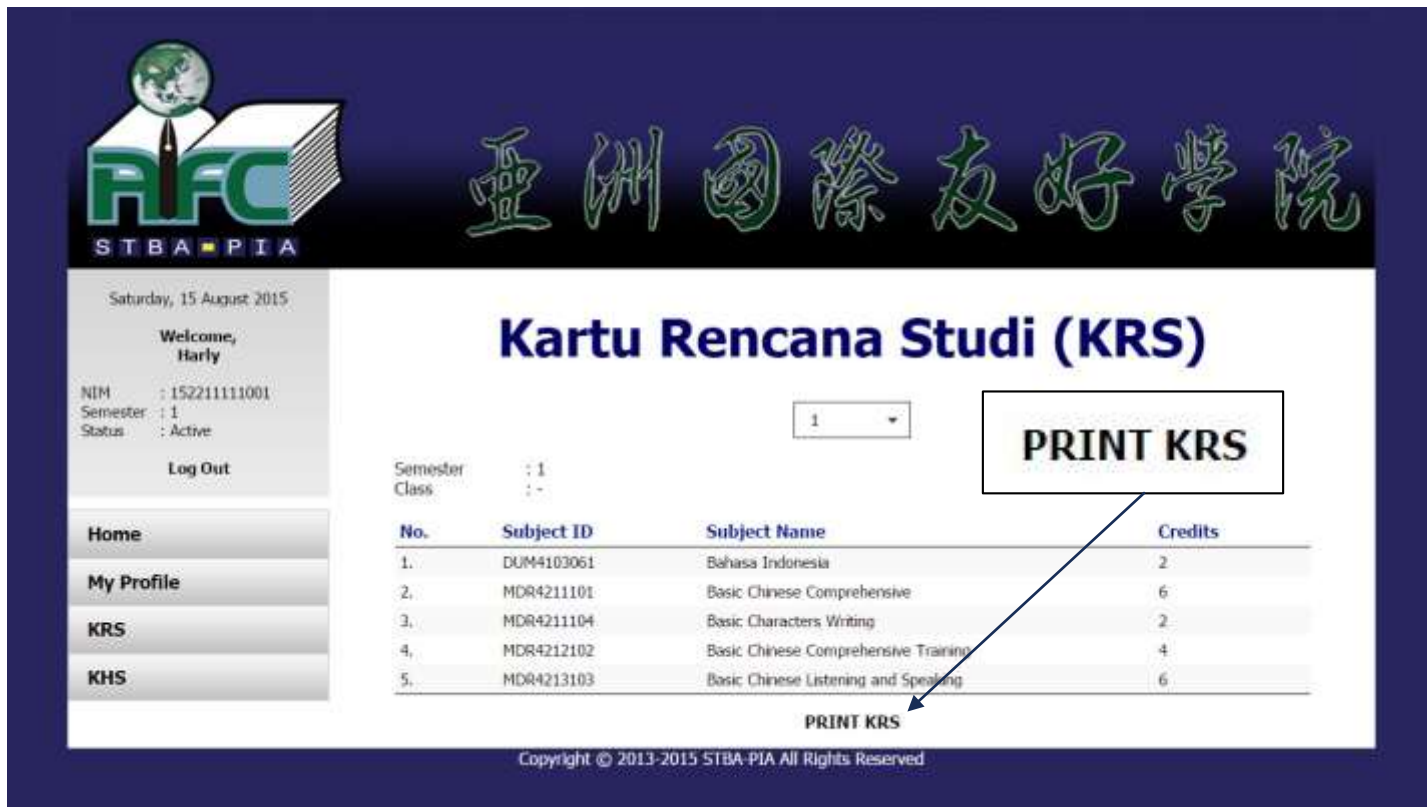
No.	Subject ID	Subject Name	Credit
1.	DUM4103061	Bahasa Indonesia	2
2.	MDR4211101	Basic Chinese Comprehensive	6
3.	MDR4211104	Basic Characters Writing	2
4.	MDR4212102	Basic Chinese Comprehensive Training	4
5.	MDR4213103	Basic Chinese Listening and Speaking	6

PRINT KRS

Copyright © 2013-2015 STBA-PIA All Rights Reserved

PANDUAN PENGISIAN KRS

- Tampilan setelah berhasil mengisi KRS. Klik tautan **PRINT KRS** untuk mencetak KRS.



Saturday, 15 August 2015

Welcome,
Harly

NIM : 15221111001
Semester : 1
Status : Active

Log Out

Home
My Profile
KRS
KHS

Kartu Rencana Studi (KRS)

Semester : 1
Class : -

No.	Subject ID	Subject Name	Credits
1.	DUM4103061	Bahasa Indonesia	2
2.	MDR4211101	Basic Chinese Comprehensive	6
3.	MDR4211104	Basic Characters Writing	2
4.	MDR4212102	Basic Chinese Comprehensive Training	4
5.	MDR4213103	Basic Chinese Listening and Speaking	6

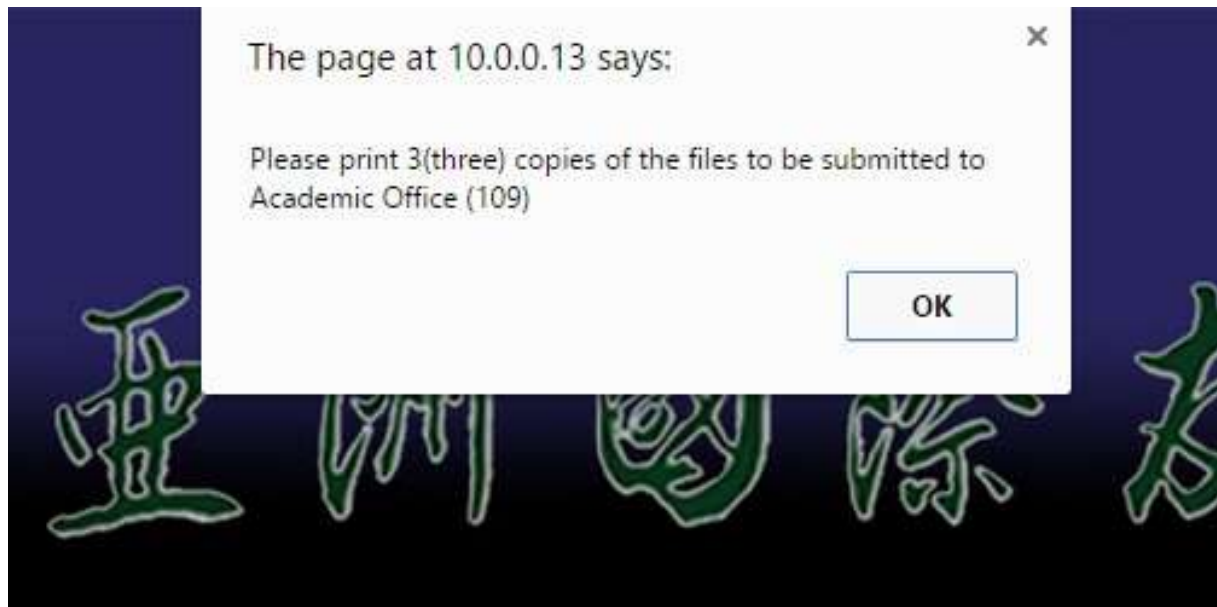
PRINT KRS

PRINT KRS

Copyright © 2013-2015 STBA-PIA All Rights Reserved

PANDUAN PENGISIAN KRS

- Tekan tombol OK pada *popup* yang muncul di atas.



Kartu Rencana Stu

PANDUAN PENGISIAN KRS

- Tampilan untuk mencetak KRS.

The image shows a printer's print dialog box on the left and a sample KRS form on the right.

Print Dialog Box:

- Print
- Total: 3 sheets of paper
- Print Cancel
- Destination: Canon MG5400 series
- Change...
- Pages: All
- Pages: 1-5, 8, 11-13
- Copies: 1 Collate
- Color: Black and white
- Paper size: A4
- Options: Fit to page Two-sided
- Print using system dialog... (Ctrl+Shift+P)

KARTU RENCANA STUDI (KRS)

Program Studi : Sastro China Nama : Hedy / 何迪

Jarang : 5-1 NIM : 1521111001

Tahun Akademik : 2015 / 2016 Jenis Kelamin : Laki-laki

Kelas : - Semester : 1 (Ganjil)

No.	Kode Mata Kuliah	Nama Mata Kuliah	SKS
1.	DUH100061	Bahasa Indonesia	2
3.	HD421101	Basic Chinese Comprehensive	6
3.	HD421104	Basic Characters Writing	2
4.	HD421202	Basic Chinese Comprehensive Training	4
5.	HD421303	Basic Chinese Listening and Speaking	6

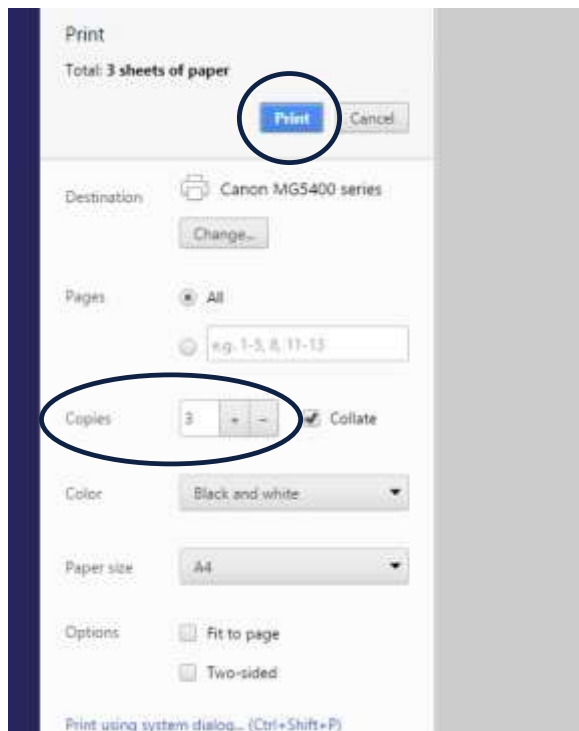
Jumlah SKS yang diambil : 20

Ketua Prodi Dosen PA Medan, 15 Agustus 2015

Elly Ramy, S.E., B.A., M.P.S.Oc. Hedy (1521111001)

2014-PK www.stkipa.ac.id Page 1 of 1

PANDUAN PENGISIAN KRS



- Masukkan angka 3 (tiga) pada opsi **Copies**.
- Tekan tombol **Print**.
- Tandatangani KRS yang telah dicetak dan diserahkan ke kantor Akademik (R.107).

PANDUAN PENGISIAN KRS

Terima Kasih

<http://stbapia.ac.id/downloads>